

# 2023 results

CETIN Group

21 March 2024



# Disclaimer

THIS PRESENTATION IS NOT FOR PUBLICATION, RELEASE OR DISTRIBUTION IN AND MAY NOT BE TAKEN, TRANSMITTED, COPIED OR FORWARDED IN OR INTO THE UNITED STATES OF AMERICA, AUSTRALIA, CANADA, JAPAN, OR ANY OTHER JURISDICTION WHERE TO DO SO WOULD BE UNLAWFUL. THE DISTRIBUTION OF THIS PRESENTATION IN ANY OTHER JURISDICTIONS MAY BE RESTRICTED BY LAW AND PERSONS INTO WHOSE POSSESSION THIS PRESENTATION COMES SHOULD INFORM THEMSELVES ABOUT AND OBSERVE ANY SUCH RESTRICTIONS. ANY FAILURE TO COMPLY WITH SUCH RESTRICTIONS MAY CONSTITUTE A VIOLATION OF THE LAWS OF THE UNITED STATES OF AMERICA, AUSTRALIA, CANADA, JAPAN, OR ANY OTHER JURISDICTION. BY ACCEPTING THIS PRESENTATION, YOU AGREE TO BE BOUND BY THESE RESTRICTIONS:

The information in this presentation is confidential. This presentation is not an offer or invitation to sell, or solicitation of any offer to buy or sell any securities in the United States or any other jurisdiction. Nothing contained herein shall form the basis of any contract or commitment whatsoever. It is provided for informational purposes only.

This presentation has been prepared by CETIN Group N.V. and [CETIN Finco B.V.] (together, CETIN) and is the sole responsibility of CETIN. This presentation is being made available to selected recipients only and solely for the information of such recipients. This presentation may not be reproduced in any form, redistributed, passed on to any other person or published, in whole or in part, for any purposes. No reliance may be placed for any purposes whatsoever on the information contained in this presentation or on its completeness, accuracy or fairness. Any offering of any security or other financial instrument that may be related to the subject matter of this communication (a financial instrument) will be made solely on the basis of the information contained in the base listing particulars (the Base Listing Particulars) (together with any supplements thereto) published by CETIN in final form relating to such financial instruments and in such case the information contained herein will be superseded in its entirety by the Base Listing Particulars in its final form. In addition, because this communication is a summary only, it may not contain all material terms and should not form the basis for any investment decision. The recipient should consult the Base Listing Particulars for more complete information about any proposed offer of any financial instrument. Failure to comply with this restriction may constitute a violation of applicable securities laws.

The information contained in this presentation has not been independently verified. This presentation has not been approved or endorsed by any of BNP Paribas, Société Générale and UniCredit Bank AG (together, the Global Coordinators) and HSBC Bank plc and ING Bank N.V. (together with the Global Coordinators, the Joint Bookrunners).

No representation, warranty or undertaking, express or implied, is made as to, and no reliance should be placed on, the fairness, accuracy, completeness or correctness of the information or opinions contained herein (and whether any information has been omitted from the presentation) or any other material discussed at the presentation. Each of the Joint Bookrunners, CETIN, and each of their respective directors, officers, employees, affiliates, advisers and representatives disclaims all liability whatsoever (in negligence or otherwise) for any loss however arising, directly or indirectly, from any use of this presentation or its contents or otherwise arising in connection with this presentation.

Nothing in this presentation should be construed as legal, tax, regulatory, accounting or investment advice. Investors and prospective investors in any financial instrument must make their own independent investigation and appraisal of the business, operations, financial condition, prospects, creditworthiness, status and affairs of CETIN and consult with its own legal, tax, regulatory, accounting or investment advisers to the extent necessary.

Certain statements and information contained in this presentation that are not statements or information of historical fact constitute forward-looking statements, notwithstanding that such statements are not specifically identified. These statements may include terminology such as “may”, “will”, “expect”, “could”, “should”, “intend”, “estimate”, “anticipate”, “believe”, “remain”, “on track”, “target”, “objective”, “goal”, “forecast”, “projection”, “outlook”, “prospects”, “plan”, “intend”, or similar terminology. Forward-looking statements are related to future, not past, events and are not guarantees of future performance. These statements are based on current expectations and projections about future events and, by their nature, address matters that are, to different degrees, uncertain and are subject to inherent risks and uncertainties. They relate to events and depend on circumstances that may or may not occur or exist in the future, and, as such, undue reliance should not be placed on them. Each of CETIN and the Joint Bookrunners expressly disclaims and does not assume any liability in connection with any inaccuracies in any of these forward-looking statements or in connection with any use by any party of such forward-looking statements. Any forward-looking statements contained in this presentation speaks only as of the date of this presentation. There is no obligation to update, modify or amend this presentation or to otherwise notify any recipient if any information, opinion, projection, forecast or estimate set forth herein changes or subsequently becomes inaccurate or in light of any new information or future events.

NO FINANCIAL INSTRUMENTS HAVE BEEN, OR WILL BE, REGISTERED UNDER THE U.S. SECURITIES ACT OF 1933, AS AMENDED (THE SECURITIES ACT) OR WITH ANY SECURITIES REGULATORY AUTHORITY OR UNDER ANY SECURITIES LAWS OF ANY STATE OR OTHER JURISDICTION OF THE UNITED STATES, AND FINANCIAL INSTRUMENTS MAY NOT BE OFFERED, SOLD, PLEDGED OR OTHERWISE TRANSFERRED DIRECTLY OR INDIRECTLY WITHIN THE UNITED STATES OR TO, OR FOR THE ACCOUNT OR BENEFIT OF, U.S. PERSONS (AS DEFINED IN REGULATION S UNDER THE SECURITIES ACT) EXCEPT PURSUANT TO AN EXEMPTION FROM, OR IN A TRANSACTION NOT SUBJECT TO, THE REGISTRATION REQUIREMENTS OF THE SECURITIES ACT AND APPLICABLE STATE OR LOCAL SECURITIES LAWS AND MAY ONLY BE OFFERED OR SOLD OUTSIDE OF THE UNITED STATES IN RELIANCE ON REGULATION S UNDER THE SECURITIES ACT AND OTHERWISE IN COMPLIANCE WITH ALL APPLICABLE LAWS AND REGULATIONS IN EACH COUNTRY OR JURISDICTION IN WHICH ANY SUCH OFFER, SALE OR DELIVERY OF SECURITIES IS MADE. CETIN DOES NOT INTEND TO REGISTER OR TO CONDUCT A PUBLIC OFFERING OF ANY FINANCIAL INSTRUMENTS IN THE UNITED STATES OR ANY OTHER JURISDICTION.

MiFID II professionals / ECPs-only – Manufacturer target market (MiFID II product governance) is eligible counterparties and professional clients only (all distribution channels).

UK MiFIR professionals / ECPs-only – Manufacturer target market (UK MiFIR product governance) is eligible counterparties and professional clients only (all distribution channels).

No PRIIPs key information document and no UK PRIIPs key information document will be prepared as any financial instrument will not be offered, sold or otherwise made available to retail investors in the European Economic Area and the United Kingdom.

This presentation has not been approved by the United Kingdom Financial Conduct Authority. This presentation is being communicated in the United Kingdom only to persons: (i) who have professional experience in matters relating to investments falling within Article 19(5) of the Financial Services and Markets Act 2000 (Financial Promotion) Order 2005 (the Order); (ii) who are persons falling within Article 49(2)(a) to (d) of the Order; and (iii) any other person to whom it may otherwise lawfully be made in accordance with the Order (all such persons being referred to as relevant persons). In the United Kingdom, this presentation is only directed at relevant persons and any investment or investment activity to which the presentation relates is only available to relevant persons or will be engaged in only with relevant persons. The Joint Bookrunners and their respective affiliates may from time to time have positions in, and buy or sell, securities, financial instruments and/or investments identical or related to those described in this presentation. This presentation, if handed out at a physical investor meeting or presentation, should be returned promptly at the end of such meeting or presentation. If this presentation has been received in error, it must be returned immediately to CETIN.

By accessing or accepting a copy of this presentation, you (i) agree to be bound by the foregoing limitations and to maintain confidentiality regarding the information disclosed in this presentation, (ii) represent that you are a person who is permitted to receive information of the kind contained in these materials and (iii) undertake to comply with all requirements and limitations provided by applicable securities laws and regulations regarding the distribution and dissemination of information or investment recommendations.

## Today's presenters



**Juraj Šedivý**  
**Group CEO**



**Filip Cába**  
**Group CFO**

# The leading telecom infrastructure platform in Central and Eastern Europe



**34m population<sup>(1)</sup>**  
**~ €650bn 2023 GDP<sup>(1)</sup>**  
**3% GDP CAGR<sup>(1)</sup>**  
**(2023-28)**



**Revenue 2023<sup>(2)</sup> : ~€1.2bn**  
**Underlying EBITDAaL 2023**  
**(2) : ~€0.6bn**







**14.7k own sites**



**18.5k**  
**Active Points of**  
**Presence**



**4.0m FTTx / DSL HP (CZ)**  
**o/w 3.9m FTTC and FTTH**  
**1.2m active connections<sup>6</sup>**

2023	Czechia	Hungary	Bulgaria	Serbia
CETIN ownership (%)	100%	75%	100%	100%
Own mobile sites (#) + Shared sites (#)	6.3k + 2.4k <sup>(3)</sup>	2.8k + 0.7k <sup>(3)</sup>	2.8k	1.8k
Passive sharing tenancy ratio (x)	1.1x	1.4x	1.3x	1.4x
Fibre to the site (%)	36%	24%	30%	38%
Market position based on # of sites				
Fibre backbone and aggregation network (km)	53.3k	10.8k	10.5k	8.9k
Main + Edge data centers (#)	3 + 12	4 + 6	2 + 3	2 + 3
FY23 Underlying EBITDAaL contribution <sup>(4)</sup>	59%	15%	13%	13%



A leading open access telecom infrastructure platform in the CEE in terms of scale, scope and geographical diversification

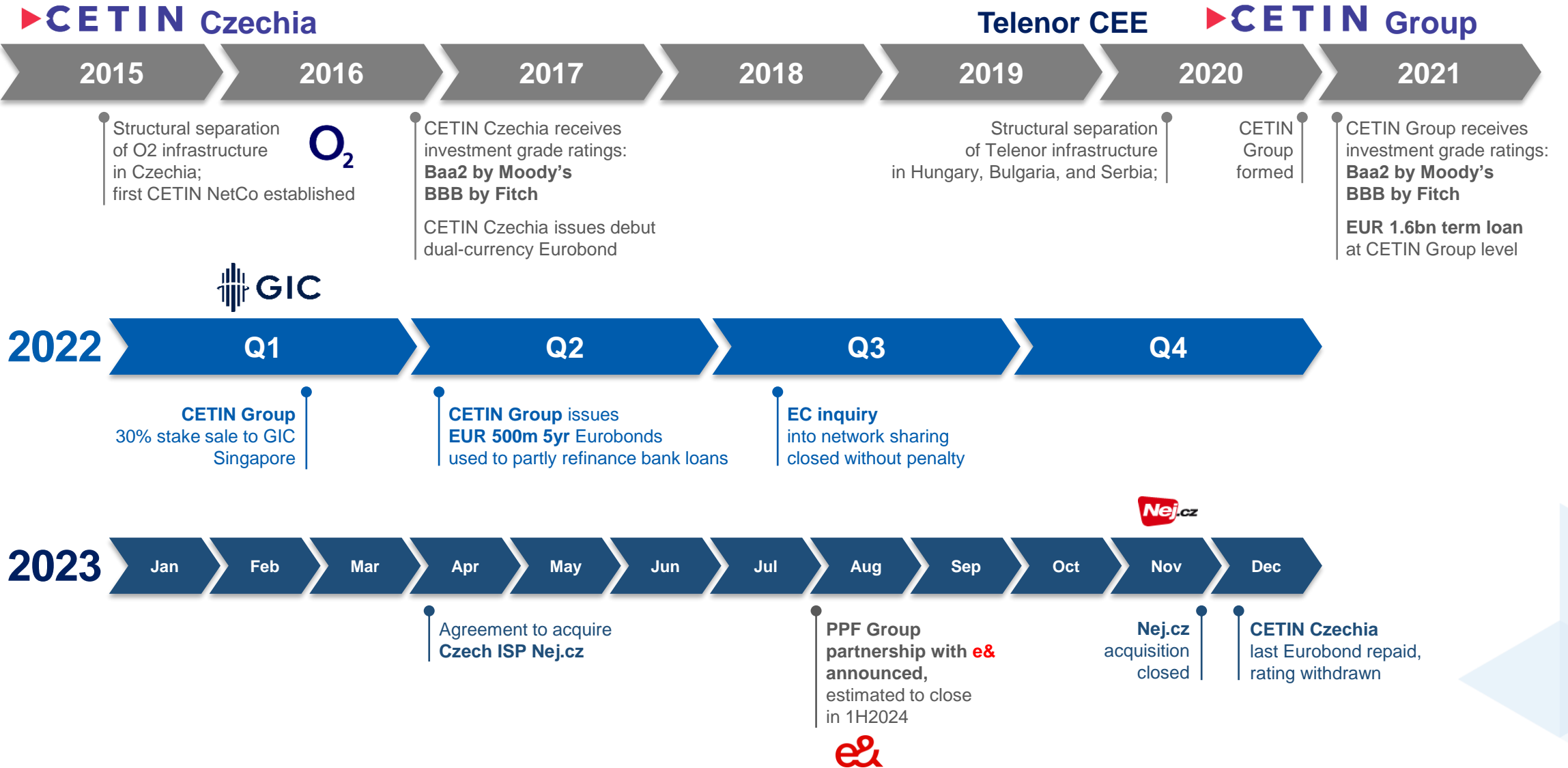
Source: IMF, Eurostat

## Notes

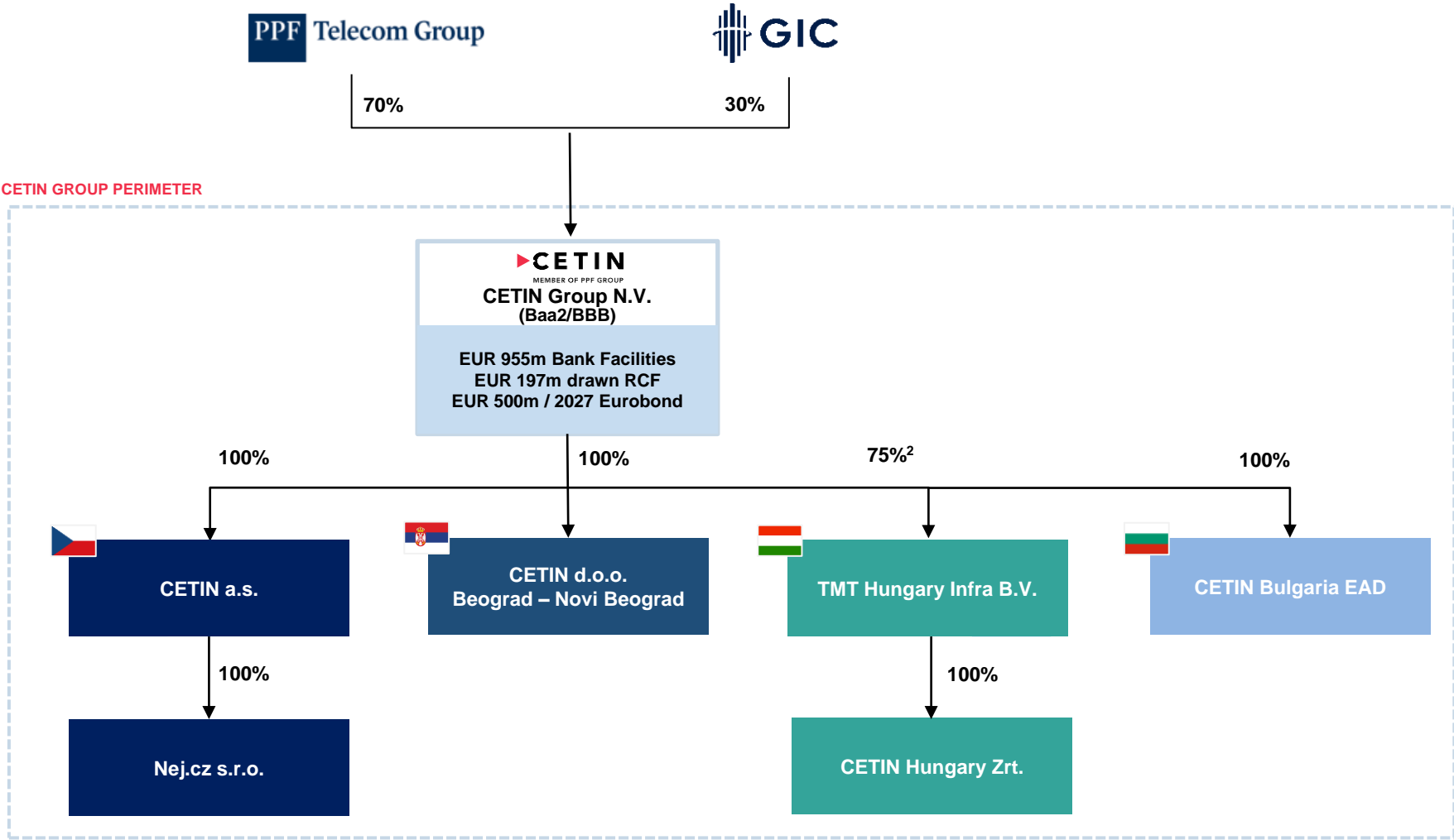
1. Across CETIN markets, IMF World Economic Outlook, GDP data provided in USD and converted to EUR at 1.06 as of 31-October-2023
2. Financial data presented based on Financial Statements as at 31.12.2023
3. Sites where T-Mobile's active equipment is providing mobile services for CETIN's customers
4. Excludes eliminations
5. Point of Presence (PoP): CETIN mobile location which is equipped with CETIN-owned radio assets and emits licensed mobile spectrum

6. Excludes Nej.cz network, acquired in Dec 2023

# CETIN Group track record and 2023 achievements



# CETIN Group organisational structure<sup>1</sup>



Source: Company information

Notes:

- 1. The chart represents a simplified group structure to illustrate main segments within CETIN Group as of 31 December 2023
- 2. 25% stake is owned by TMT Hungary Holdco B.V., a 100% direct subsidiary of PPF Group N.V. outside the perimeter of CETIN Group

# 2023 Summary

Compelling financial profile with the ongoing modernisation of the network

## Strong financial results

REVENUE	EBITDAaL	CAPEX
<b>+12.0%</b> YoY	<b>+16.3%</b> YoY	<b>+1.9%</b> YoY
Total revenue	Underlying EBITDAaL excluding transit	Network modernisation programme

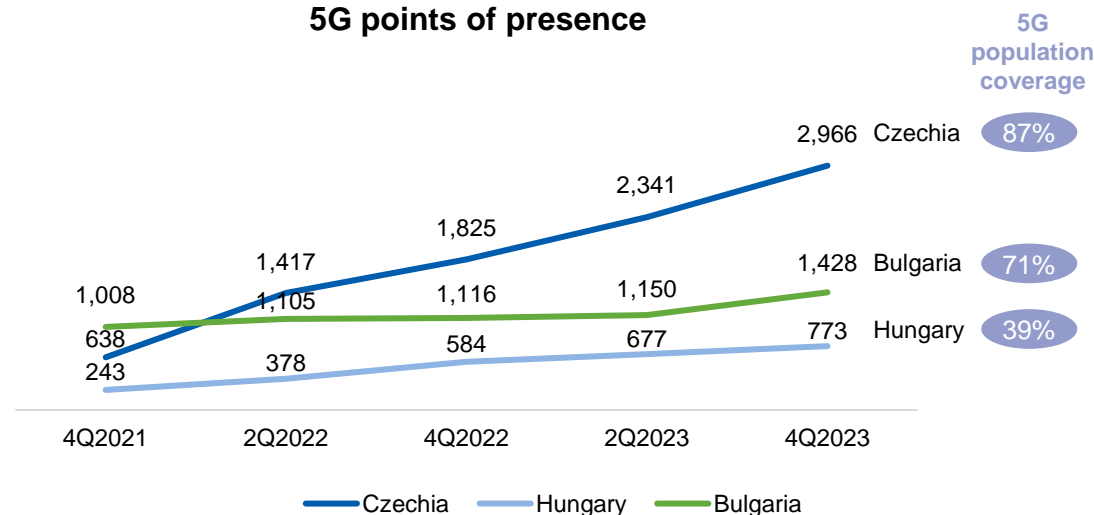
## Extending network leadership

- **New TV platform live** in Hungary and Bulgaria
  - Most customers have already migrated
- **New vendor of RAN equipment** awarded in Serbia
  - Future-proof solution, strengthened security
- **Government transport network** in Czechia
  - Implementation progressing

FIBRE ACQUISITION
<b>+0.5M HP<sup>3</sup></b> <b>+0.2M HC<sup>4</sup></b>


## 5G mobile network rollout underway

### 5G points of presence



## Pursuing a focused FTTH<sup>1</sup> strategy in Czechia

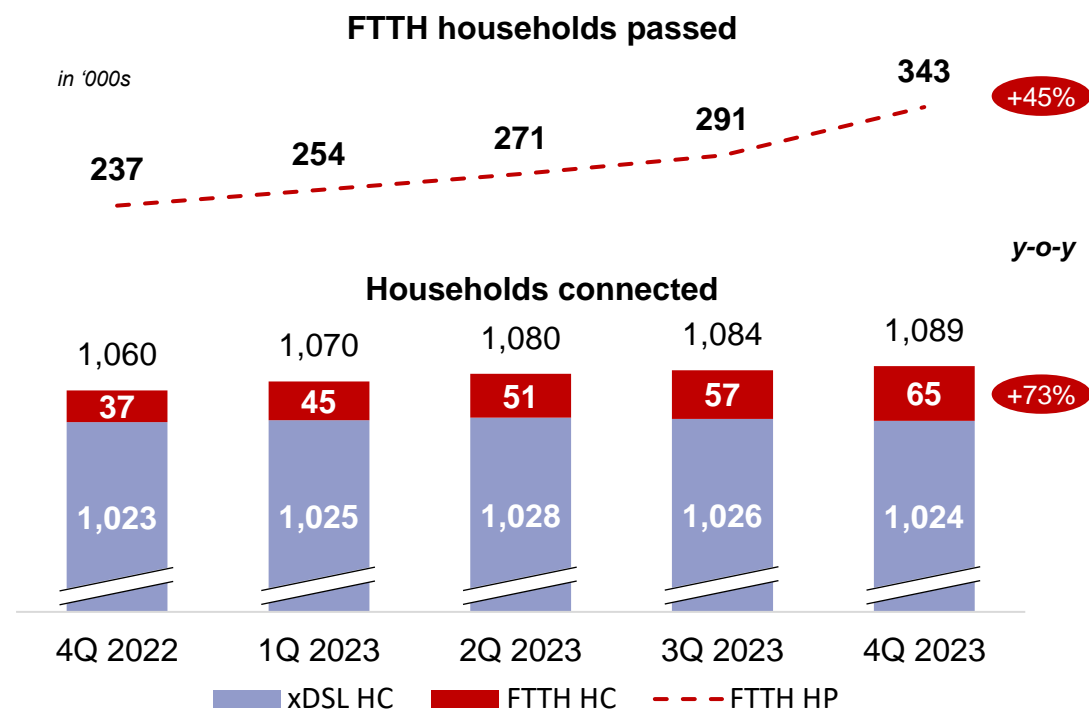
- **3.9m homes already passed by FTTC<sup>2</sup> access network**
- **FTTH<sup>1</sup> rollout (343k HP<sup>3</sup> as at YE 2023)** in areas with **greatest bandwidth needs**
- **Competitive advantages**
- **Futureproofing access network**

HOMES PASSED
<b>FTTH</b> <b>+45%</b> YoY
by YE2023

Source: Company information  
 1. FTTH: Fibre to the Home  
 2. FTTC: Fibre to the Cabinet  
 3. HP: Homes Passed  
 4. HC: Homes Connected

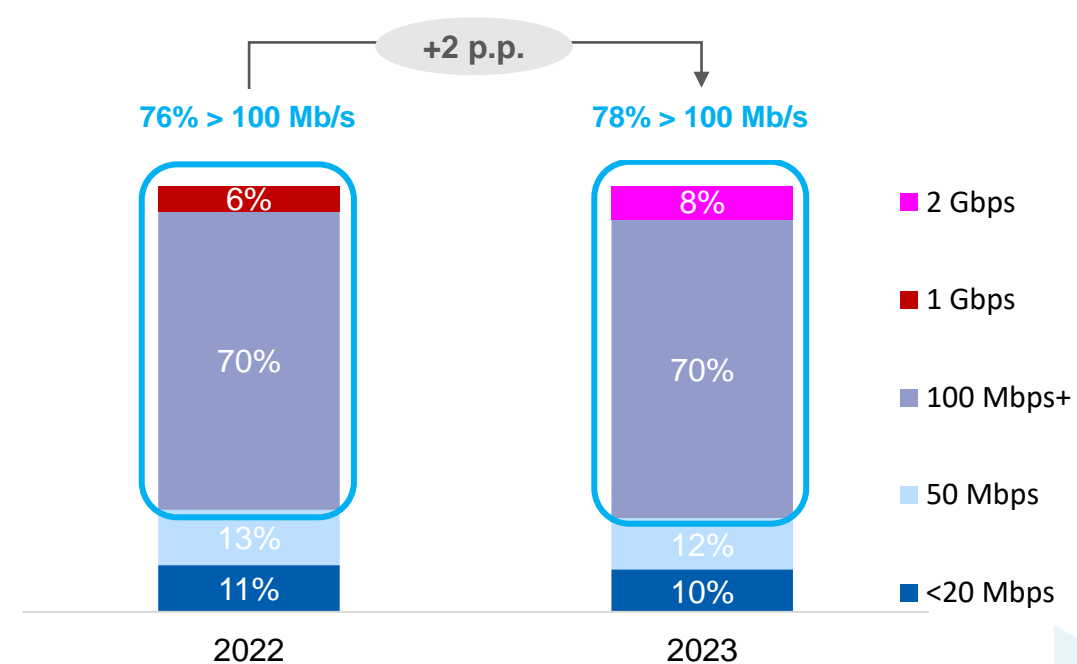
# Main operational progress

## FTTH roll out in Czechia (ambition ~1.3m Homes Passed by 2030)




- The chart represents CETIN's own network only, excluding Nej.cz network
- In Nov 2023, CETIN acquired Nej.cz with additional **190k households connected** to fixed broadband service, of which 173k are FTTH connections

## Fixed broadband - Homes Passed split by speed (%)



## Average download speed of CETIN's network



# Main sustainability achievements in 2023

## SUSTAINABILITY ACHIEVEMENTS

### ENVIRONMENTAL

#### Reducing our Environmental Impact

- Decarbonisation plan in development, SBTi targets to be set in 2024
- Energy efficiency program delivered **17.2 GWh annual savings** in electricity consumption
- **Serbia: network powered 100% by green energy**
- **Bulgaria: more than 80% of network electricity is green (photovoltaic) since Sep 2023**



### TECHNOLOGY

#### Accelerating Technology for a Sustainable Future

- 5G rollout underway, 53% population coverage by the end of 2023
- FTTH rollout in Czechia with 344 thousand homes passed at the end of 2022
- Internal Security Operations Centres (SOC) implemented across the Group



### TRANSPARENCY

#### Robust Corporate Governance and Business Ethics

- **Dedicated ESG microsite launched for disclosures and progress updates on ESG matters**
- Supplier code of conduct adopted; Sustainable supply chain management programme launched
- Whistleblowing channel introduced in Czechia and at CETIN Group level
- 80% of management trained on sustainability



### SOCIETY

#### Putting people at the Centre of our Business

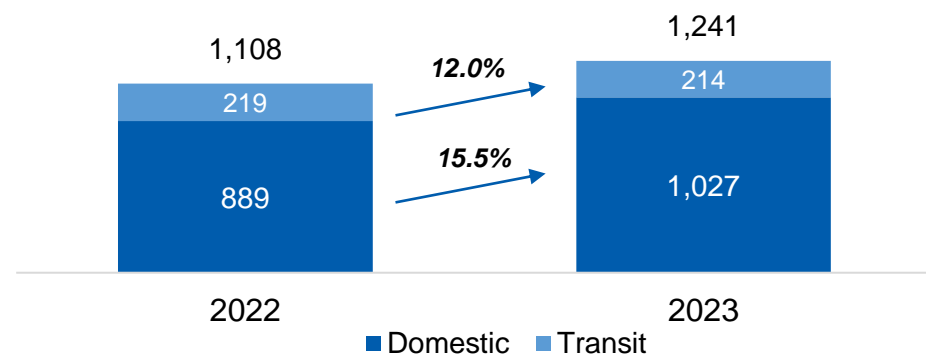
- Well-being program enhanced
- Zero level of fatalities and injuries maintained
- Talent development and Diversity, equity and inclusion (DEI) programme introduced



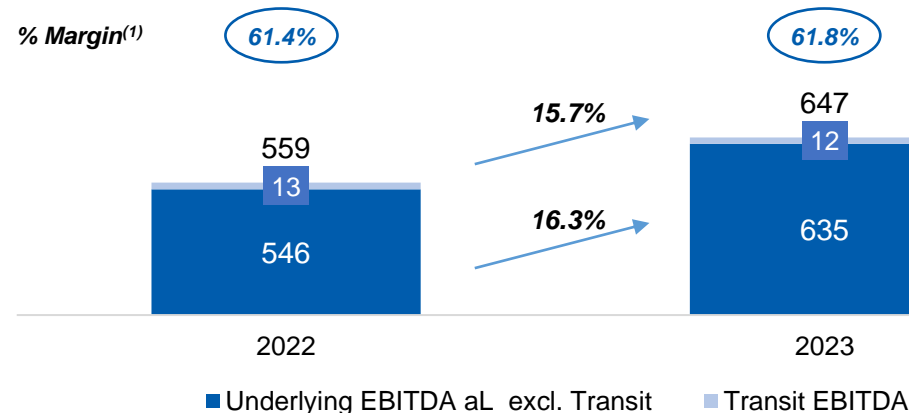
# CETIN key financials

Compelling financial profile with the ongoing modernisation of the network

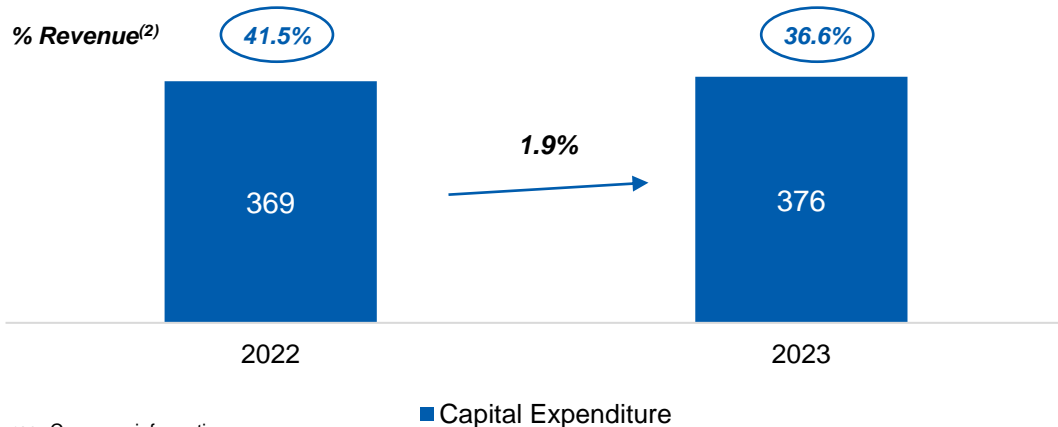
## Revenue (€m)



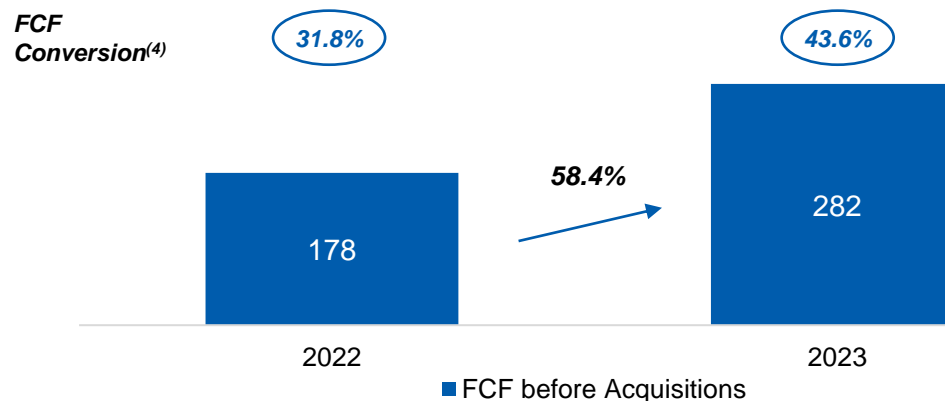
## Underlying EBITDAaL (€m)



## Capital expenditure (€m)



## FCF before acquisitions of subsidiaries (€m)<sup>(3)</sup>



Source: Company information

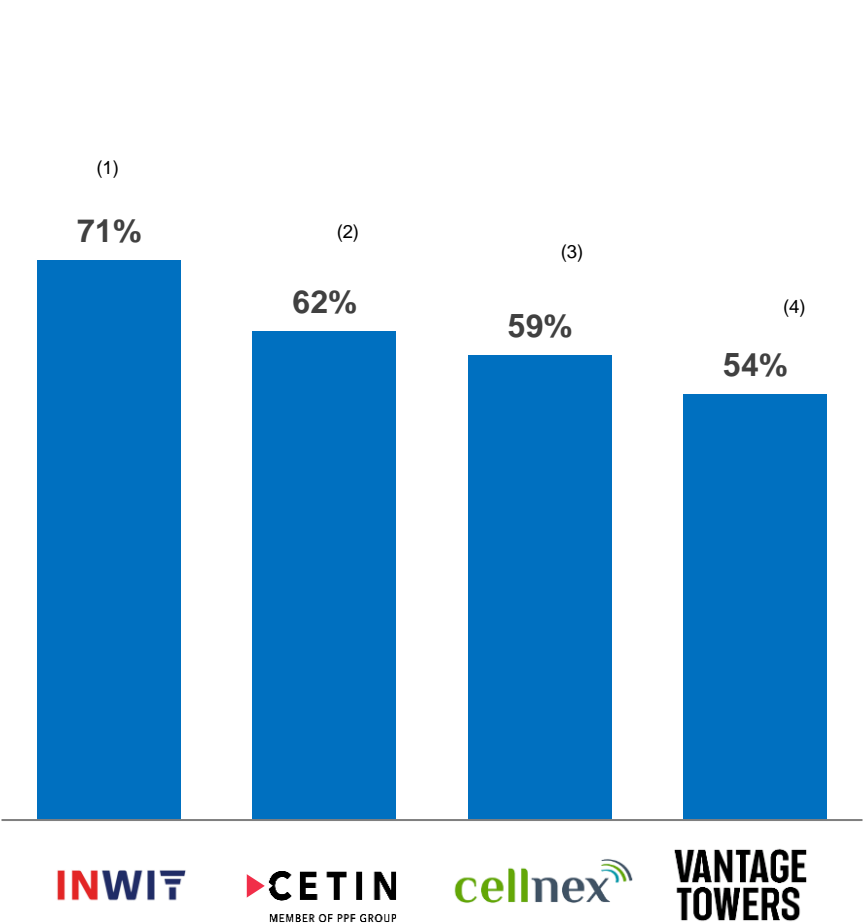
### Notes

1. Defined as Underlying EBITDAaL excl. Transit / Revenue excl. Transit
2. Defined as Capital Expenditure / Revenue excl. Transit
3. Defined as Net cash from operating activities less cash used for the purchases / from disposals of tangible and intangible assets. Cash flows related to the acquisition of subsidiaries and funding of these acquisitions are excluded. In 2023, the Group paid a consideration of EUR 349 million for the acquisition of Nej.cz, for which the Group raised EUR 175 million in loans from its shareholders, and EUR 169 million advance payment by O2 Czechia towards future purchase of the customer base of Nej.
4. Defined as FCF / Underlying EBITDAaL

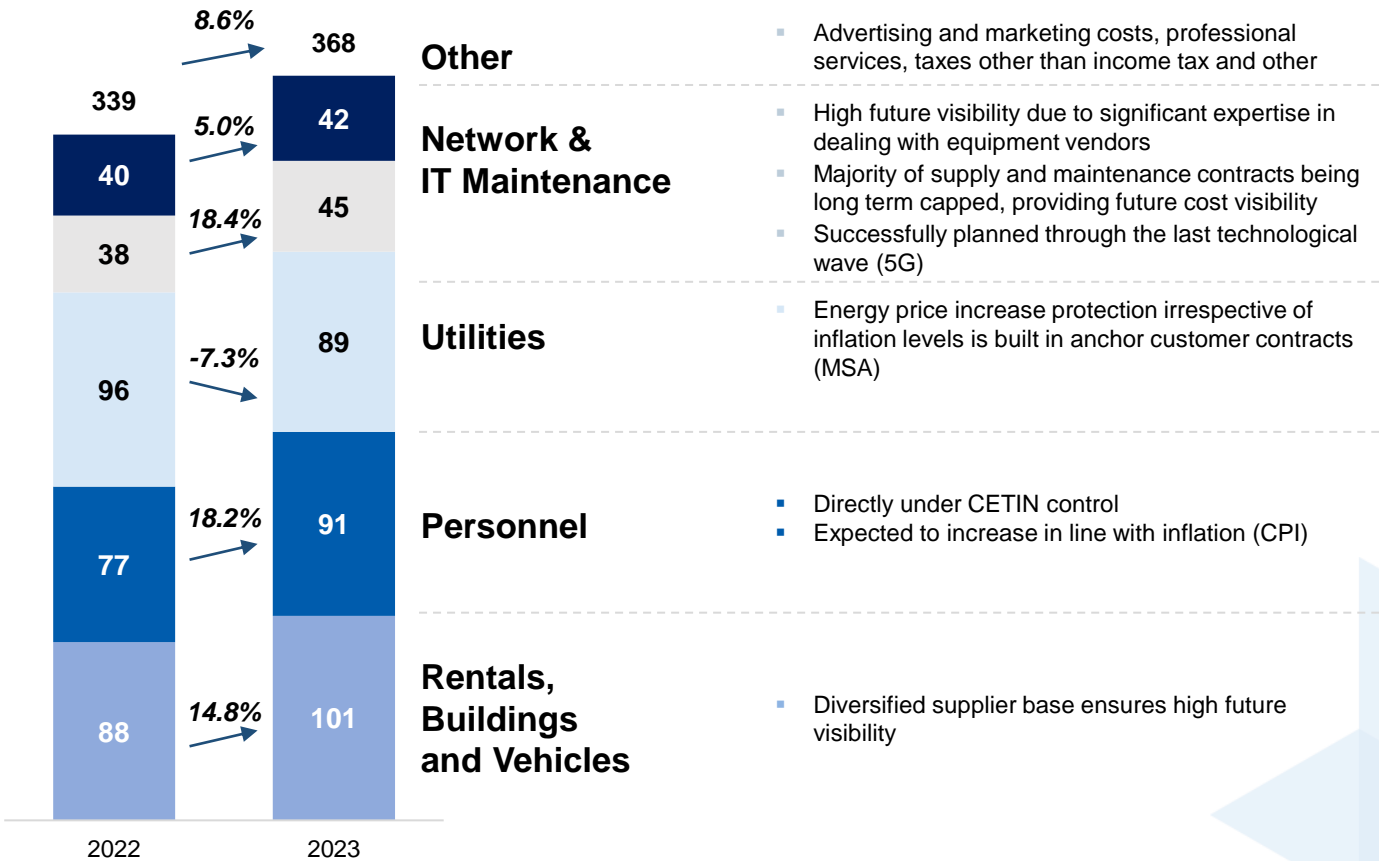
# Industry leading EBITDAaL margin

Higher electricity prices are driver of slight increase in cost base

EBITDAaL margin vs. key European telecom InfraCos



CETIN Group OPEX (excl. Cost of Sales) breakdown (5)



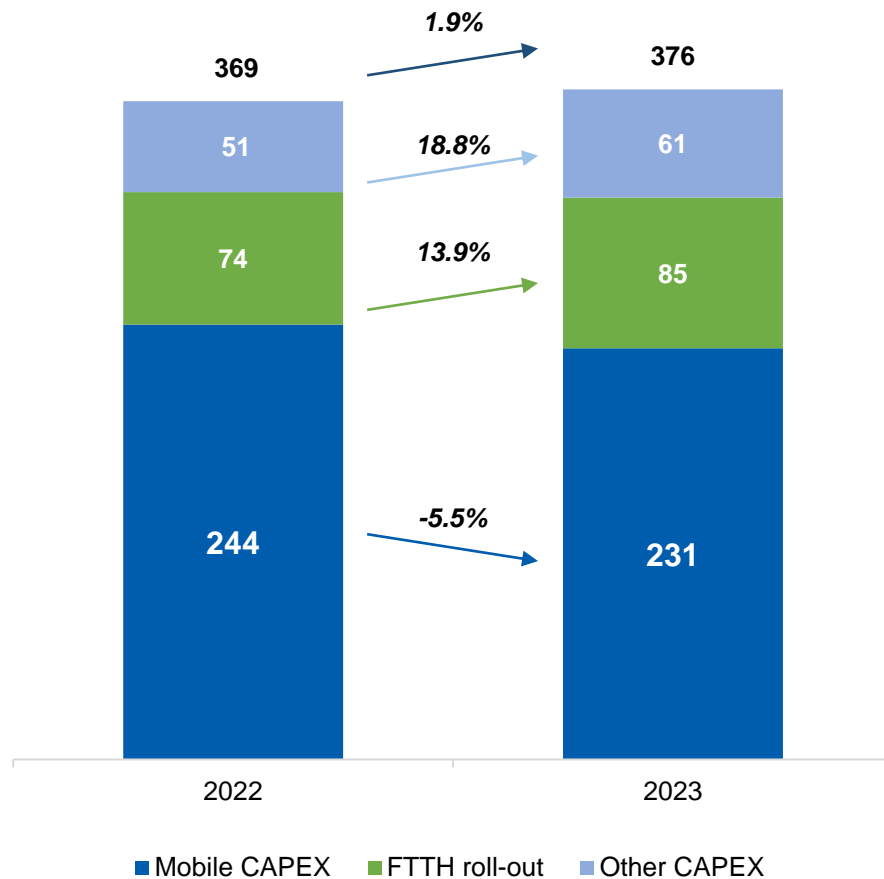
Source: Company information, Cellnex, Vantage Towers and INWIT public disclosure

Notes  
1. Reported EBITDAaL margin for the fiscal year ending December 2023; 2. Underlying EBITDAaL Margin excl. Transit for the period year ending 31 December 2023; 3. Adj. EBITDAaL / Revenue (excl. pass-through) for the fiscal year ending March 2023; 4. (Adj. EBITDA less Depreciation on Right of Use assets less Interest expense on lease liabilities) / Revenue for the fiscal year ending December 2023; 5 Based on Company information

# Mobile services infrastructure continues to be the main capital expenditure driver

Ongoing modernisation of the network (4G and 5G) and FTTH rollout

## Capital expenditure split (€m)



Source: Company information

## Mobile capital expenditure

- Base CAPEX covered by a 10-year flat fee with contractually defined margins and ROI
  - Investments for delivery of the mobile network, including obligatory mobile network transport upgrades and passive infrastructure maintenance
  - Network modernisation in Czechia and Slovakia
- Incremental CAPEX where anchor customers (O2, Yettel) have contractual annual commitments of incremental revenues
  - Includes CAPEX that drives growth of mobile revenue (5G, new sites, network modernisation in Hungary, Serbia, and Bulgaria)

## FTTH roll-out capital expenditure

- 2022 and 2023: Related to construction of fibre optic network (FTTH)

## Other capital expenditure

- Other CAPEX relatively stable; the YoY increase is fully driven by ARO reserve modification:
  - Customer projects
  - Data services
  - Housing

# CETIN Group financial policy

**PRIORITIES: 1. Strategic investments, 2. Maintain leverage, 3. Profit distribution**

CETIN Group's investment grade rating is strategic for PPF Group.  
The shareholder is committed to adjust its dividend expectations to mitigate any weaker performance in order to protect CETIN Group's IG rating.

## 1. Use of free funds

CETIN GROUP needs to hold a technical cash reserve of approx. EUR 20 million, for operational flexibility.

Free funds will be used (in order of priority) for:

1. **CAPEX financing**
2. **Maintaining leverage**
3. **Distribution**

## 2. Profit distribution policy

**Up to 100% of Levered free cash flow,**  
subject to keeping net leverage below 3.0x<sup>(1)</sup>

## 3. Sustainable debt capital structure

Leverage **maximum 3.0x**<sup>(1)</sup>

Actual (as at 31 December 2023) **leverage of 2.72x**<sup>(3)</sup> (leverage of 2.82x as at 31 December 2022 <sup>(3)</sup>)

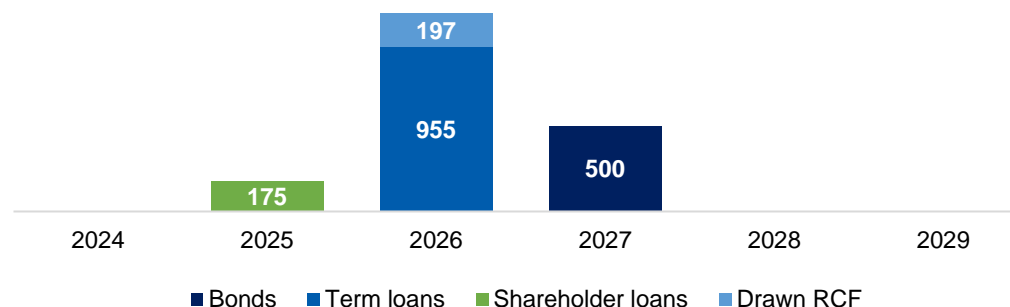
## 4. Add-on acquisition debt allowance

In case of add-on acquisitions, CETIN Group can increase the leverage **up to 3.5x** with **deleveraging back below 3.0x within 18-24 months**

## Current debt maturity profile (€m)<sup>(2)</sup>

**Total nominal financial debt as at 31 December 2023**

**EUR 1,827 million**



**CETIN Group** – investment grade Baa2 Moody's / BBB Fitch Ratings.

CETIN Group facilities include:

- **EUR 955m** (511m due Aug 2026 + 444m due Nov 2026) term loans
- **Eurobond EUR 500**, 5 years, due Apr 2027, 3.125% p.a.
- **EUR 197m** drawn revolving credit facility, due Aug 2026
- **EUR 175m** loan from shareholders (122.5m from PPF Telecom Group + 52.5m from GIC), due Apr 2025

Source: Company information

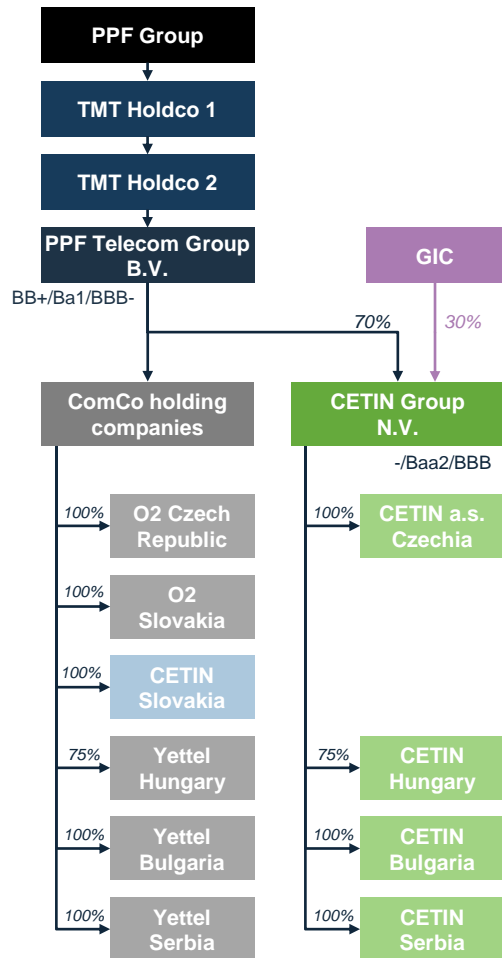
### Notes

1. Excluding IFRS 16 impacts; an increase related to IFRS 16 adjustment is approx. +0.22x
2. Outstanding principal amounts, excluding overdraft facilities; 24.724 FX rate as at 31 December 2023 according to the Czech National Bank
3. Consolidated net leverage ratio = consolidated Gross debt less Cash and cash equivalents / EBITDA for the last twelve months, excluding IFRS 16 impact

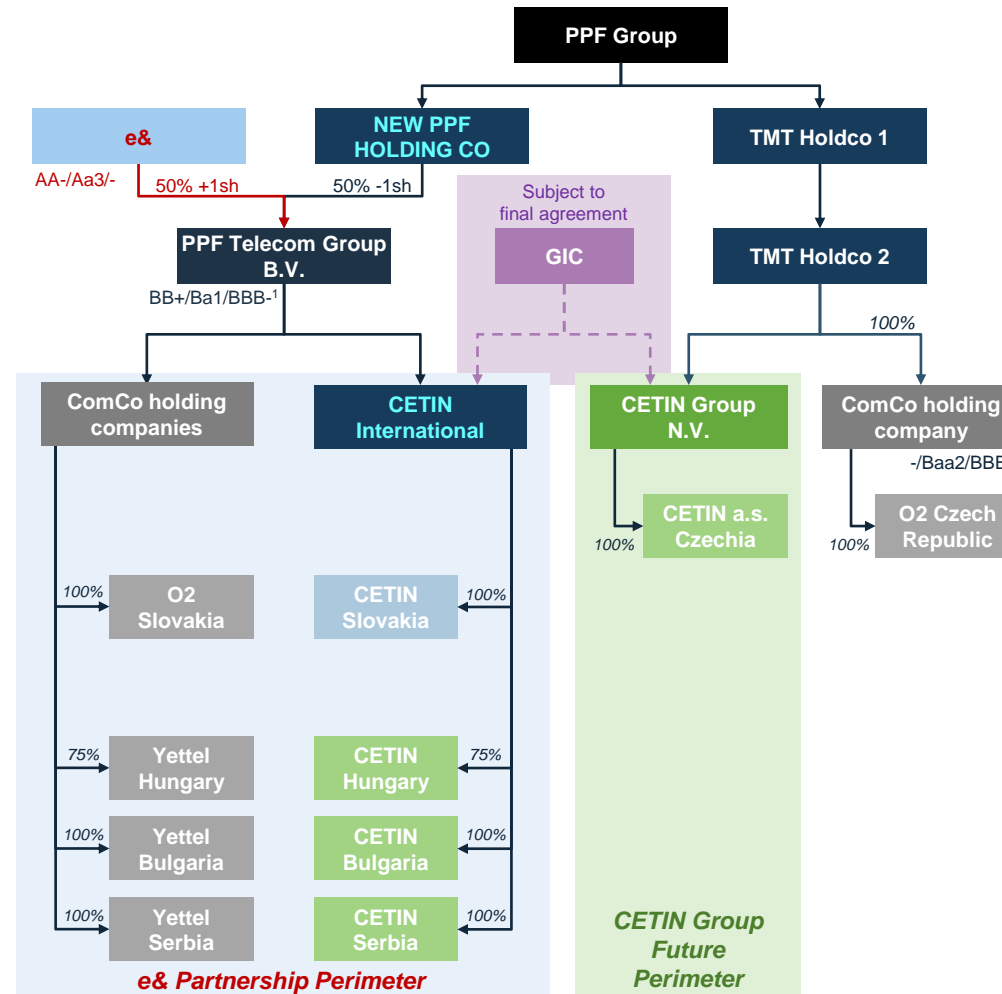
# PPF Partnership with e&

The future perimeter of CETIN Group will retain CETIN Czechia with its fixed network and the highest sovereign rating

## Current structure



## Intended structure



## Impacts on CETIN Group

### Size and structure assumptions

- CETIN Hungary, Bulgaria, and Serbia will be sold to PPF Telecom Group
- CETIN Group will be sold to TMT Holdco 2
- GIC shareholding still to be confirmed

### Capital structure assumptions

- PPF announced its aim to maintain CETIN Group's current rating level, subject to confirmation of the final capital structure

### Timing assumptions

- Regulatory approval process still underway
- Reorganisation will take place upon obtaining the remaining regulatory clearances
- Closing expected in 1H 2024

Source: Company information

#### Notes

1. Aim to maintain PPF Telecom's current rating levels (BB+/Ba1/BBB-) after the transaction closing, as well as to maintain CETIN Group's current rating level, subject to confirmation of the final capital structure following the RES/RAS process with the rating agencies and closing of the transaction



MEMBER OF PPF GROUP



# Appendix



# Key financial metrics

Compelling financial profile with the ongoing modernisation of the network

€m except otherwise stated	2022	2023	YoY%
Total Revenue	1,108	1,241	12.0%
Revenue excl. transit	889	1027	15.5%
Underlying EBITDAaL <sup>(1)</sup> excl. transit	546	635	16.3%
% margin (excl. transit) <sup>(2)</sup>	61%	62%	
Underlying EBITDAaL <sup>(1)</sup>	559	647	15.7%
Capital Expenditure	(369)	(361)	0.6%
FCF before acquisitions <sup>(3)</sup>	178	282	58.4%
% FCF conversion <sup>(4)</sup>	32%	44%	

Source: Company information

## Notes

1. Underlying EBITDA after Leases ("Underlying EBITDAaL") defined as Underlying EBITDA less Depreciation on lease-related right of use assets less Interest on lease liabilities;

2. Defined as Underlying EBITDAaL excl. Transit / Revenue excl. Transit;

3. Free Cash Flow ("FCF") defined as Net cash from operating activities less cash used for the purchases / from disposals of tangible and intangible assets. Cash flows related to the acquisition of subsidiaries and funding of these acquisitions are excluded. In 2023, the Group paid a consideration of EUR 349 million for the acquisition of Nej.cz, for which the Group raised EUR 175 million in loans from its shareholders, and EUR 169 million advance payment by O2 Czechia towards future purchase of the customer base of Nej.cz

4. FCF Conversion defined as FCF / Underlying EBITDAaL

# CETIN Group corporate governance

## Board of Directors



## Audit and Risk Committee



## Other elements of corporate governance



## Key credit highlights of CETIN Group

- 1 Majority of our revenue is committed while the rest is highly recurring
- 2 Industry leading EBITDAaL margin, underpinned by a controlled cost base
- 3 Mobile services infrastructure continues to be the main capital expenditure driver
- 4 Highly visible and predictable cash flows